

Hilo Medical Center Managing Complexities of Cancer Care with Geographic Challenges

Michelle L. Duerr, Patient Navigator
ONS Hawai'i
Oct 16, 2020



1

About Us

- Formerly known as Hawaii Pacific Oncology Center (HPOC)
– Dr. Anthony Lim, MD (Retired)
- Comprehensive center: Medical and Radiation Oncology
- Commission On Cancer (COC)
- Multidisciplinary Tumor Board



2

About Us

- 1 Medical Oncologist
- 1 Nurse Practitioner
- 2 Radiation Oncologists



Dr. Katarina LeBlond, MD
Medical Oncology



Noemi Arraga, DNP, FNP-BC



Dr. Kevin Wilson, MD
Radiation Oncology




Dr. Linda Gemen, MD
Radiation Oncology



3

About Us



4

4

About Us



Cancer center expansion

Joining EHHCC in 2021,

Dr. Ali Madani MD,
Medical oncologist



5

5

Hawai'i Island

- Population 201,513¹
- 3 hospitals, 3 oncology clinics on island
 - Kona (West)
 - Waimea
 - Hilo (East)



1. Census Bureau, 2019



6


6

Barriers to care on Hawai'i Island

- Geographic distance
 - 70% Medicaid/30% private
- Limited and affordable transportation
- Lack of primary care
- Limited access to specialist and procedures



The beautiful and nearly 14,000 foot tall Mauna Kea—Maui's Eye



7

7

Hawai'i Island

- Island wide: No PET/CT
- No In-patient chemotherapy
- No Blood Bank
 - No irradiated blood products on demand
 - Must order from Oahu



- Specialists: breast reconstruction, thoracic surgery, neurosurgery...
- Procedures: no brachytherapy, Y-90, gamma knife...

1. Campus Bureau, 2019



8

8

Hawai'i Island

- Pathology
- Interventional Radiology (IR)
- Breast MRI
- Genetic Counselling
- Oahu visiting specialists



9

9

Case Study

- 64 year old male with prostate mets
- Self employed orchid grower living in the Puna area
- Married, 2 adult children at home
- Mid treatment, Volcanic eruption (May-June 2018)



10

Case Study

- Physical
 - Pain
- Emotional
 - Natural disaster trauma
 - Loss business, land, home(?)
 - Coping with cancer
- Treatment Barrier
 - Evacuation, Transfer of care
- Transportation Barrier
 - American Cancer Society – Flights



Lava flow from Kilauea in eastern Kapaemahu Bay, June 4, 2018. Photo by USGS.

11

Case Study

Patient returned home
Home was spared!

Financial Barrier:
- loss employment,
- loss of insurance
- enrolled pt. assistance



- Patient requests for "Break from treatment"

12

Case Study

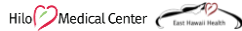
- Supportive Care:
-Kupu Care program (palliative)
Hawaii Care Choices-
Social worker, RN, APRN-Rx



Outcome:

- Patient medically stable, continuing treatment, and happy with care

S. Camacho Barrios, 2019



13

13



RAINBOW FALLS (HAUHAUENUE) IN HILO, HAWAII

Michelle L Duerr
Patient Navigator
Email: mliduerr@hhsc.org
TEL: 808/932-3590
FAX: 808/974-6864
1285 Waiianuenue Ave, #101
Hilo, HI 96720



Thank you
Questions? please contact me



14

14
